

Maple Leaf WHEELCHAIR



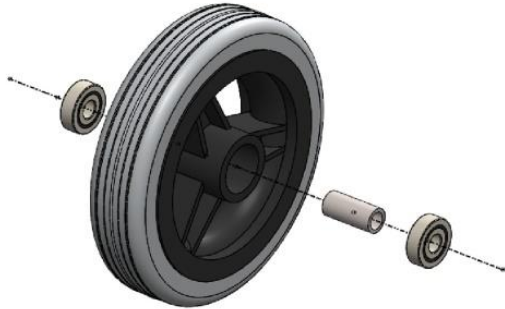
PARTS CATALOGUE



Front Caster









6540 Tomken Road
Mississauga ON L5T 2E9
905.564.2250
905.564.5424
1.800.362.0873
www.mapleleafwheelchair.ca


Front Caster

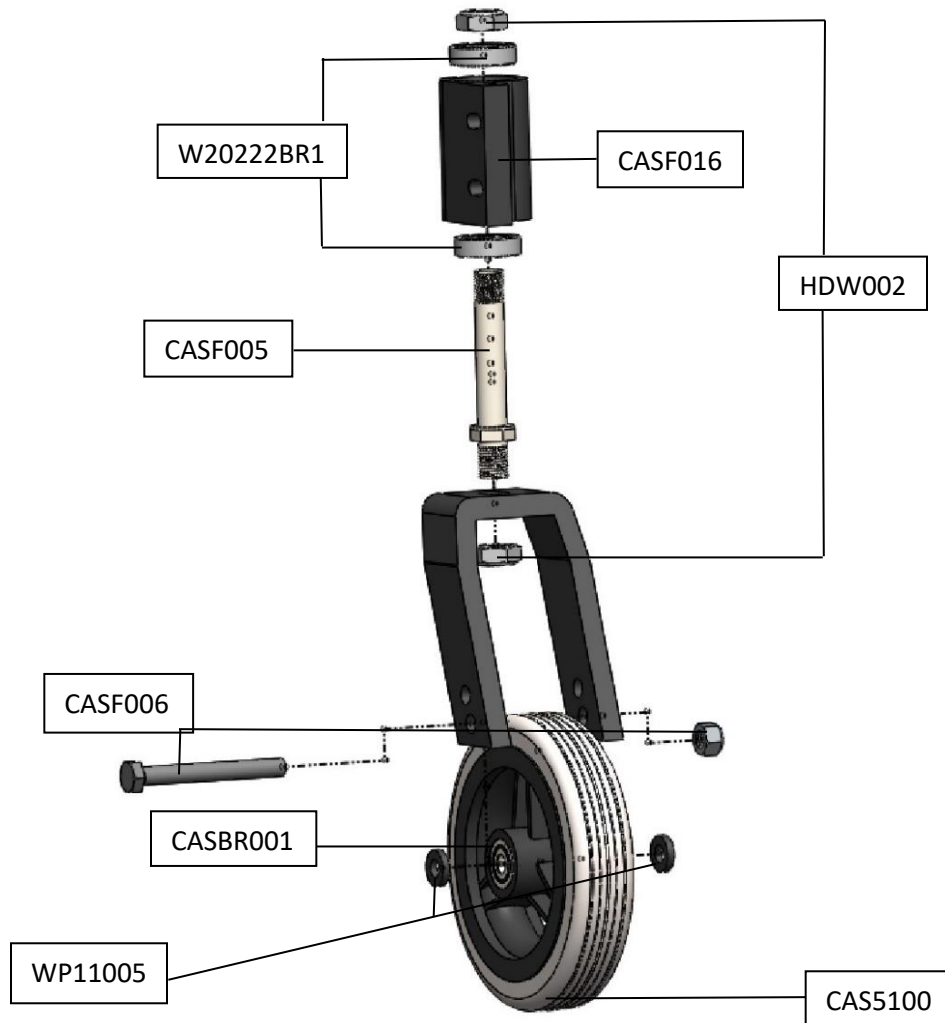





Part No.	Part Name	Part Description	Cost	
CAS5100	Caster Assembly 5" 1 1/4" wide	Caster Assembly having diameter of 5in and thickness of 1 1/4 in. (Wheel Comes Assembled with Bearing and Spacer not with Caster Axle)	60/ each	
CAS5175	Caster Assembly 5" 1 3/4" wide	Caster Assembly having diameter of 5in and thickness of 1 3/4 in. (Wheel Comes Assembled with Bearing and Spacer not with Caster Axle)	60/ each	

CAS6125	Caster Assembly 6" 1 1/4" wide	Caster Assembly having diameter of 6in and thickness of 1 1/4 in. (Wheel Comes Assembled with Bearing and Spacer not with Caster Axle)	60/ each	
CAS6175	Caster Assembly 6" 1 3/4" wide	Caster Assembly having diameter of 6in and thickness of 1 3/4 in. (Wheel Comes Assembled with Bearing and Spacer not with Caster Axle)	60/ each	
CAS6200	Caster Assembly 6" 2" wide	Caster Assembly having diameter of 6in and thickness of 2in. (Wheel Comes Assembled with Bearing and Spacer not with Caster Axle)	60/ each	







CAS8125	Caster Assembly 8" 1 1/4" wide	Caster Assembly having diameter of 8in and thickness of 1 1/4 in. (Wheel Comes Assembled with Bearing and Spacer not with Caster Axle)	70/ each	
CAS8175	Caster Assembly 8" 1 3/4" wide	Caster Assembly having diameter of 8in and thickness of 1 3/4 in. (Wheel Comes Assembled with Bearing and Spacer not with Caster Axle)	80/ each	
CAS8200	Caster Assembly 8" 2" wide	Caster Assembly having diameter of 8in and thickness of 2in. (Wheel Comes Assembled with Bearing and Spacer not with Caster Axle)	80/ each	







CASBR 001	Front Caster Wheel Bearing	Bearing on all the Front Caster Wheel. (Having OD of 22mm and an ID of 8mm)	10/ each	
--------------	----------------------------------	--	-------------	---


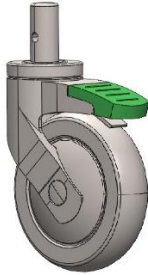



CASF001	Aluminum Fork 2 holes	<p>2 holes Standard Aluminum Fork 5.5" long.</p> <p>Sold with Caster Axle and Nut [CASF006] + Fork Stem Nut [CASF005]</p>	60/ each	
CASF017	Aluminum Fork 3 holes	<p>3 holes Standard Aluminum Fork 6" long.</p> <p>Sold with Caster Axle and Nut [CASF006] + Fork Stem Nut [CASF005]</p>	65/ each	
CASF002	Aluminum Fork 4 holes	<p>4 holes Long Aluminum Fork 8" long.</p> <p>(Same specification as discontinued 5-hole Aluminum fork)</p> <p>Sold with Caster Axle and Nut [CASF006] + Fork Stem Nut [CASF005]</p>	70/ each	

CASF003	Steel Fork 2 holes HD	2 holes Heavy Duty Standard Steel Fork 5.5" long. Sold with Caster Axle and Nut [CASF007] + Fork Stem Nut [CASF005]	60/ each	
CASF004	Steel Fork 3 holes HD	3 holes Heavy Duty Standard Steel Fork 6" long. Sold with Caster Axle and Nut [CASF007] + Fork Stem Nut [CASF005]	65/ each	
CASF005	Steel Fork 4 holes HD	4 holes Heavy Duty Long Steel Fork 8" long. (Same specification as discontinued 5-hole HD Steel fork) Sold with Caster Axle and Nut [CASF007] + Fork Stem Nut [CASF005]	70/ each	
CASF006	Caster Axle with Nut (Aluminum Forks)	Caster Axle with nut (Used for Aluminum Fork. Bolt measuring 5/16" x 2 3/4") (N1L+ WP11005) (Chair Serial Number Required)	2/ each	
CASF007	Caster Axle with Nut (HD Steel Forks)	Caster Axle with nut (Used for HD Steel Fork. Bolt measuring 5/16" x 3 1/2") (N1L+HDW059) (Chair Serial Number Required)		

WP11 005	Caster Bushing	Caster Bushing having dimensions of 5/16" x 1/8" Sits on axle between caster wheel and fork. (Typically used with Aluminum Fork)	0.50/ each	
WP11 203	Caster Bushing	Caster Bushing having dimensions of 5/16" x 3/16" Sits on axle between caster wheel and fork. (Typically used with Heavy Duty Steel Fork)		
N1L	Caster Axle Lock Nut 5/16"	Axle Lock Nut locking Axle to Fork. (Measuring 5/16" ID Used for Caster Axle)	0.50/ each	
CASF005	Fork Stem with nut (Aluminum Forks)	Fork stem with nut used for standard Aluminum forks. Sold with [HDW002]	12/ each	
HDW002	Fork Stem Lock Nut 1/2"	Fork Stem Nut for locking Stem to Fork. (Measuring 1/2-20 having a fine thread)	3/ each	
CASF016	Caster Housing	Standard size Caster Housing used to attach Caster Forks to the Base frame. (Used with standard NRG+ Gold, EZ Ride and Super Tilt models.) Sold with 2x [B2H16] + 2x [N2LOS].	45/ each	
CASF 016T	Caster Housing Long	Long Caster Housing used to attach Caster Forks to the Base frame. (Used with NRG+ Gold, EZ Ride models where Floor to Rail height is 20".) Sold with 2x [B2H16] + 2x [HDW012].		

N2L0S	1/4" Offset Nut	1/4-20 UNC Offset Nut. (Used with NRG+ Gold and EZ Ride wheelchair models.)	2/ each	
HDW012	1/4" Square Nut	1/4" I.D UNC Square Nut. (Used with Super Tilt wheelchair models.)	2/ each	
B2H16	1/4 x 1 3/4" Hex Cap Bolt	1/4"Dia Hex Cap Bolt 1 3/4" Long. (UNC) (GRADE 9)	2/ each	
HWF004	1" Caster Dust Cap	Dust Cap for the Caster housing for Access, Swift and Low Rider.	1/ each	
HWF 004G	1" Dome End Cap	Dome End Cap for the Caster housing for NRG+ Gold, EZ Ride and Super Tilt.	3/ each	
W20222 BR1	Precision Fork Stem Bearing 1 1/8" x 1/2" (Used in Bolt on housing)	Precision Bearing for the Fork Stem on Caster housing having an OD of 1 1/8" and an ID of 1/2". Used with parts CASF016 and CASF016T on EZ Ride, NRG+ Gold and Super Tilt wheelchair models.	10/ each	

W20222 BR4	Flange Fork Stem Bearing 1 1/16" x 1/2" (Welded frame Housing)	Flange Bearing for the Fork Stem on Caster housing having an OD of 1 1/16" and an ID of 1/2". Used with welded frame on Access, Swift, NRG+, NRG+ Recline, Low Rider and the Geriatric wheelchair models.	10/ each	
CA060	Tente Caster Assembly	Tente Caster Assembly used for Commodes and MLTR models.	90/ each	
CA061	Tente Caster Assembly (Directional Lock Wheel)	Tente Caster Assembly used for Commodes and MLTR models. (With Directional lock)	95/ each	
CASF014	Blickle Caster Assembly	Blickle Caster Assembly used for Commodes and MLTR models prior to 2019. Sold with [CA052/CA053]	90/ each	
CASF015	Blickle Caster Assembly (Directional Lock Wheel)	Blickle Caster Assembly used for Commodes and MLTR models prior to 2019. (With Directional Lock) Sold with [CA052/CA053]	95/ each	
CA052	Blickle Caster expander 7/8"	Caster expander used to attach caster wheel to the base frame for 7/8" Diameter frame.	10/ each	
CA053	Blickle Caster expander 1"	Caster expander used to attach caster wheel to the base frame measuring for 1" Diameter frame.		

PW012	Platform Walker Fork Assembly	<p>Fork used for the Platform Walker.</p> <p>Sold complete with Bolt [B1H20] + Nut [HDW006] + Caster Wheel [CAS5100]</p>	90/ each	
CASF013	Platform Walker Fork	<p>Caster Fork Only for the Platform Walker.</p> <p>Sold with Bolt [B1H20] + Nut [HDW006]</p>	35/ each	