

Maple Leaf WHEELCHAIR








PARTS CATALOGUE Bushings and Bearings














6540 Tomken Road
Mississauga ON L5T 2E9
905.564.2250
905.564.5424
1.800.362.0873
www.mapleleafwheelchair.ca

Bushings and Bearings

Part No.	Part Name	Part Description	Cost	
SFML815	Pivot Bushing	Delrin bushing for the MLTR pivot and Tilt and Jr. Tilt Commode. (Hinge where wheelchair tilts) Referenced in Frame Section.	10/ each	
WP112 04	Pivot Bushing 5/16" x 1" O.D. x 1/2" T Washer	Pivot Bushing for the Super Tilt Wheelchair. 2x Used with Super Tilt Pivot Bracket [FRB005]	4/ each	
BB002	Cross Rail Bushing 5/16" x 1" O.D. x 1/4" T Washer	Washer that goes between left and right cross brace sits on face of Half Moon Washer. Referenced in Cross Brace Section.	3/ each	
WP110 03	Cross Link Bushing 1/4" x 5/8" O.D. x 3/16" T Washer	Washer that goes between Cross brace links. Referenced in Cross Brace Section.	3/ each	
BB003	Bottom Rail Bushing	Bushing on the wheelchair where the bottom rail and the cross-rail meet. Referenced in Cross Brace Section.	5/ each	

(All Images are for Visual reference please use the Part Description for determining the correct required part.)
Maple Leaf Wheelchair © 2021

TSC007	NRG+ Recline Post Bracket Bushing	Bushing on the NRG+ Recline Post that pivots the folding bracket and the frame. Referenced in Cross Brace Section.	10/ each	
BB019	Escape Commode Pivot	Cross Brace bushing that allows the pivot sleeve (CRB020) to rotate and pivot on it. Referenced in Cross Brace Section.	10/ each	
BB020	Refresh Commode Cylinder Bushing	Cylinder Bushing for the Refresh Commode. Referenced in Frame Section.	10/ each	
BB021	Refresh Commode Bushing	Armrest support bushing for the Refresh Commode. Referenced in Arm Assembly.	10/ each	
BB022	Escape Commode Translating Bushing	Bushing that fixes the cross brace to the frame that translates as the chair is folded. Referenced in Cross Section.	5/ each	

BB006	1/4" x 7/8" O.D 1/4" T Bushing	MLTR Back Post Bushing having an I.D of 1/4" and OD of 7/8" and a thickness of 1/4" Thickness. Referenced in Upholstery Section.	4/ each	
BB007	1/4" x 7/8" O.D 3/4" T Bushing	MLTR Back Post Bushing having an I.D of 1/4" and OD of 7/8" and a thickness of 3/4" Thickness. Referenced in Upholstery Section.	2/ each	
BB008	Plug-in Footrest Pivot Bushing Vertical	Plug-in style hanger mount bushing attaches hanger to frame for the NRG+ Gold wheelchair. Referenced in Footrest Section.	10/ each	
BB030	Plug-in Footrest Pivot Bushing Vertical	Plug-in style hanger mount bushing attaches hanger to frame for Super Tilt Wheelchair. Referenced in Footrest Section.	10/ each	
W20222 4BR1	1 1/8" x 1/2" Rear Wheel Bearing	-Ball Bearing for Rear Wheel Assembly used for Mag wheels. Referenced in page 9 (Wheel Assembly Section). -Precision Bearing for the Fork Stem. Referenced in Front Caster Section.	10/ each	
W20222 4BR3	1 1/8" x 7/16" Rear Wheel Bearing	Ball Bearing for Rear Wheel Assembly used for Mag wheels. (Used in 20"/22"/24" having an OD of 1 1/8" and an ID of 7/16") Referenced in Wheel Assembly Section.	10/ each	

W20222 4BR2	28mm x 1/2" Rear Wheel Bearing	Ball Bearing for Rear Wheel Assembly having a 28mm O.D and 1/2" I.D. used for spoke wheels. (Used in NRG+ Gold, EZ Ride, Swift, Super Tilt and Low Rider Models models) Referenced in Wheel Assembly Section.	10/ each	
BB031	28mm x 7/16" Rear Wheel Bearing	Ball Bearing for Rear Wheel Assembly having a 28mm O.D and 7/16" I.D. used for spoke wheels. (Used in Access, NRG+, NRG+ Recline models) Referenced in Wheel Assembly Section.	10/ each	
W20222 4BR4	Flange Fork Stem Bearing 1 1/16" x 1/2" (Welded frame Housing)	Flange Bearing for the Fork Stem on Caster housing having an OD of 1 1/16" and an ID of 1/2". (Access, Swift, NRG+, NRG+ Recline, Low Rider and the Geriatric wheelchair models) Referenced in Front Caster Section.	10/ each	
CASBR 001	Front Caster Wheel Bearing	Bearing on all the Front Caster Wheel. (Having OD of 22mm and an ID of 8mm) Referenced in Front Caster Section.	10/ each	
FSBEG 001	1/2" x 3/16" Footrest Swivel Bearing	Swivel Bearing on the plug-in footrest mechanism having OD of 1/2" and an ID of 3/16". Referenced in Footrest Section.	10/ each	